

WEEK 1

VOCABULARY







Scoop a synonym! Think of a word that means the same as the word on the scoop. Write the words in the blank scoops.



EXTRA PRACTICE

Eat ice cream. Think of synonyms for: cold, tasty, eat

EXTRA PRACTICE
Wear sunglasses. Think of antonyms for: light, on, hot



Antonym sunglasses. Think of a word that means the opposite as the word on the glasses. Write the words on the blank sides.

VOCABULARY

WEEK 2

WEEK 3

VOCABULARY

Find the homophones by coloring each pair the same color. Use each word in a sentence.

week

weak

flower

maid

meet

flour

meat

for

made

four

EXTRA PRACTICE

Think of 3 more homophone pairs. Use them in sentences.

EXTRA PRACTICE

Think of 3 more words that have multiple meanings. Talk about their differences.

water curling
and breaking
on shore

to move one's
hand in
greeting

to bring down
to your foot
hard

a small sticker
on a letter

the outer
covering of a
tree

the noise a
dog makes

a nocturnal
flying
mammal

a stick used
in baseball

a basin for
washing

to go under
water

Multiple meaning lemons. Figure out the word that goes with each pair of lemons. Write them in the blanks.

VOCABULARY

WEEK 4

WEEK 5

VOCABULARY

Color the pictures and tell how each pair of words are related.



EXTRA PRACTICE

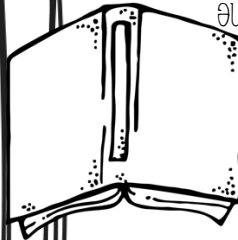
While playing with water balloons, tell how these words go together: wet/dry, balloon/air

EXTRA PRACTICE
Visit your local library. Find 5 unfamiliar words in books and use to determine the meanings.



1. Jane was so hungry she consumed the entire box of donuts.
2. Tom tried to coax the scared dog to come out from under the bed.
3. The teacher confiscated the cell phone when she saw Lee texting at his desk.
4. The retailer would not accept the counterfeit money, since it was not worth anything.
5. It is essential that you look both ways before crossing the street.
6. Haley was very attentive in class. She always watched the teacher and listened carefully.

Read the sentences. Determine the meaning of the underlined words based on the context clues.




VOCABULARY

WEEK 6

WEEK 7

VOCABULARY

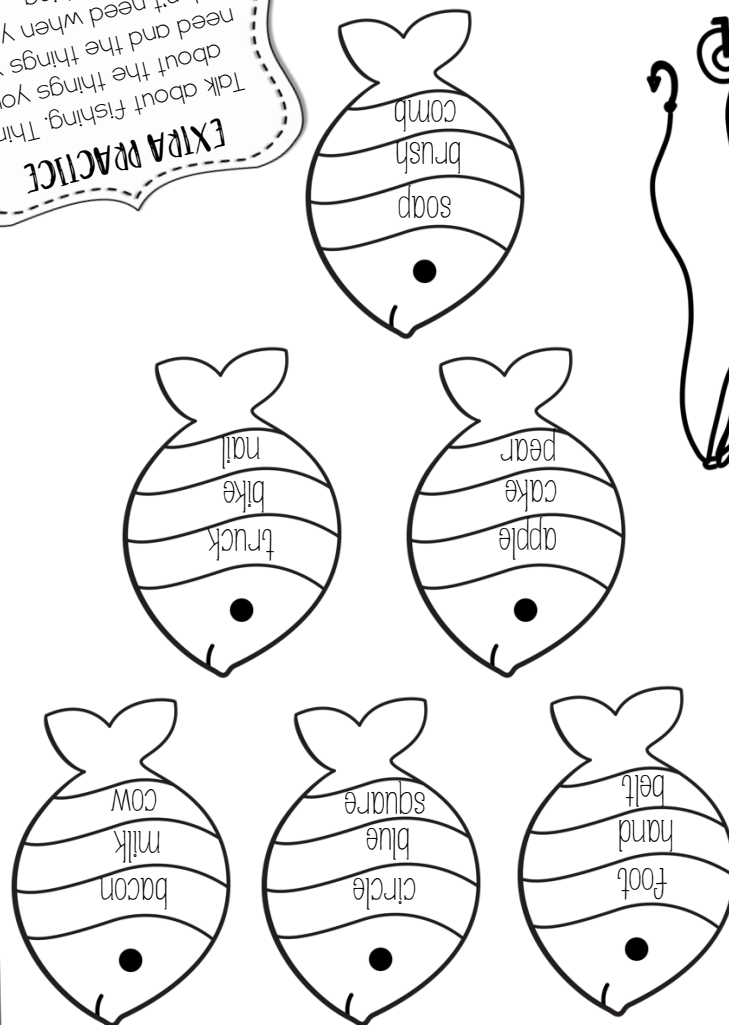
List as many items that you can in each category.
Write the number of items you thought of in each
marshmallow.



EXTRA PRACTICE

Make s'mores. Talk about
items in the following
categories:
desserts, things that
are hot, camp supplies

EXTRA PRACTICE
Talk about fishing. Think
about the things you
need and the things you
don't need when you
are fishing.



Circle the item that doesn't belong in each
group. Color the fish.

VOCABULARY

WEEK 8